



Circular duct

SR

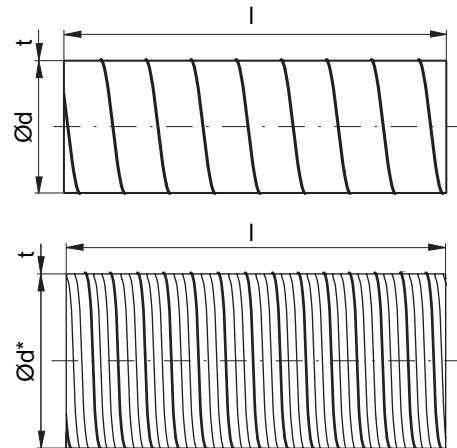


Description

Circular duct.

Ducts are always produced locally and can therefore have different thicknesses and other specifications per country.

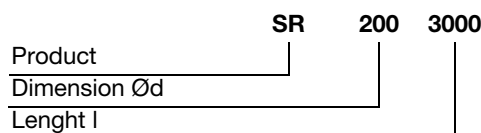
Dimensions



Ød std nom	O πd m	A $\pi d^2/4$ m ²	t std mm	l std mm	m _l std kg/m
63	0,198	0,003	0,5	3000	0,89
80	0,251	0,005	0,5	3000	1,01
100	0,314	0,008	0,45	3000	1,14
112	0,352	0,010	0,5	3000	1,42
125	0,393	0,012	0,45	3000	1,41
140	0,440	0,015	0,5	3000	1,76
150	0,471	0,018	0,5	3000	1,89
160	0,503	0,020	0,5	3000	2,02
180	0,565	0,025	0,5	3000	2,26
200	0,628	0,031	0,5	3000	2,56
224	0,704	0,039	0,6	3000	3,42
250 *	0,785	0,049	0,5	3000	3,18
280	0,880	0,062	0,6	3000	4,28
300 *	0,942	0,071	0,6	3000	4,58
315 *	0,990	0,078	0,6	3000	4,81
355 *	1,115	0,099	0,6	3000	5,41
400 *	1,257	0,126	0,6	3000	6,56
450 *	1,414	0,159	0,7	3000	9,83
500 *	1,571	0,196	0,7	3000	9,54
560 *	1,759	0,246	0,8	3000	12,2
600 *	1,885	0,283	0,7	3000	13,1
630 *	1,979	0,312	0,7	3000	12,0
710 *	2,231	0,396	0,8	3000	15,5
800 *	2,513	0,503	0,8	3000	17,4
900 *	2,827	0,636	0,9	3000	21,7
1000 *	3,142	0,785	0,9	3000	24,1
1120 *	3,519	0,985	0,9	3000	27,0
1250 *	3,927	1,227	0,9	3000	30,2
1400 *	4,398	1,539	1,25	2400	38,4
1500 *	4,712	1,767	1,25	2400	41,1
1600 *	5,027	2,011	1,25	2400	43,8

* With outturned stiffening corrugation

Ordering example

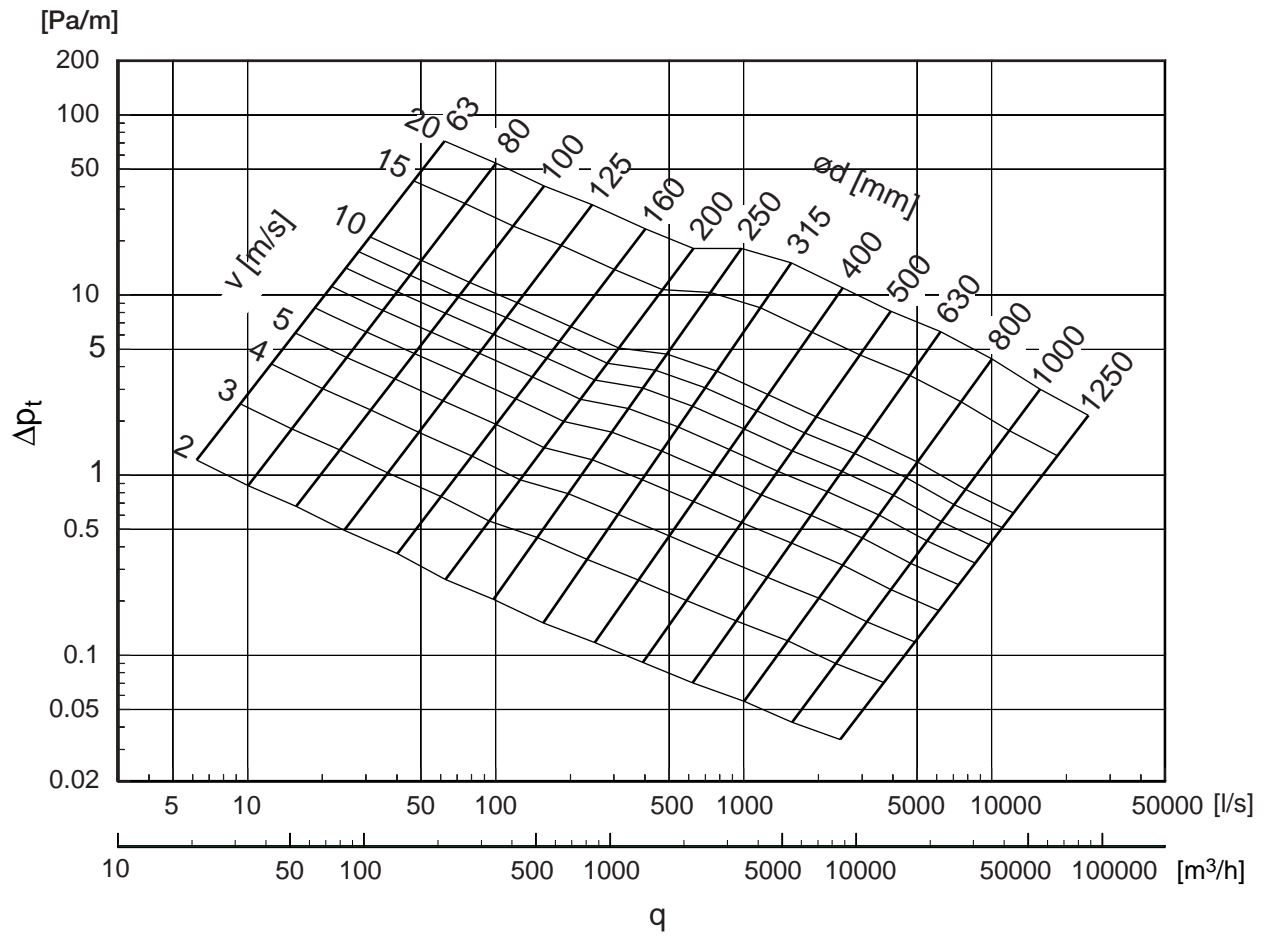




Circular duct

SR

Technical data



- 1
- 2
- 3
- 4
- 5
- 6
- 7
- 8
- 9
- 10
- 11
- 12
- 13
- 14
- 15
- 16
- 17
- 18



Circular duct

SR

Technical data

Special versions

We can supply ducts with the following special designs:

- In intermediate dimensions, see page 13.
- Extra tight, with nitrile rubber seal in the lock seam
- In other sheet metal thicknesses

Extra tight, with seam seal

When extremely good sealing is required in the spiral seam, the ducts can also be supplied with a special rubber seal in the seam.

This seal is very effective at stopping leakage of vegetable oils and greases, and most petroleum products including white spirit.

Other sheet metal thicknesses

If extra stability is needed in ducts, because of high negative pressure etc., they can be supplied with thicker sheet metal than standard. Remember that the thickness increase always reduces the inner diameter. Fittings for such special ducts must be specified separately and sometimes have to be made specially.

Reinforcement corrugations

Ducts of Ø250 mm and above are normally given stiffening corrugations to increase radial stiffness.

Strength

Positive pressure

In case of high positive pressure, the seal moulding lips will first start to whistle. At considerably higher pressure, the joints between the ducts will be forced apart. If you manage to fix the connections very well, the ducts will burst at their seams at even higher pressure. The high pressures needed for this to happen are not relevant to ventilation installations.

Negative pressure

In installations with high negative pressure, there is a risk that the ducts could collapse.

This phenomenon is referred to as buckling, and can suddenly happen at the weakest point in the system. Buckling wanders along the duct, which can be completely flattened. The weakest point is frequently a "transport dent" on a duct. For this reason, only use undamaged ducts in systems which are close to the critical pressure!

Sealing

The ability of the seal moulding to seal is different from these pressures, and is noted on page 37.

Collapsing pressure for duct SR

